

# PROTECT YOUR PROJECTOR. USE GENUINE LAMPS.



Don't compromise on safety – use Epson genuine lamps to avoid damaging your projector. Eliminate the risk of melting parts of your projector, as well as breaks that result in high-voltage shutdown. With a 0% failure rate even after 2,000 hours of usage – compared to 70% in non-genuine lamps – Epson genuine lamps are safer and more reliable. Choose the best possible viewing experience filled with long-lasting sharpness and colour in every projected image with Epson.

## GENUINE EPSON LABEL

To ensure the best quality and safety when using your Epson Projector, look for the “Genuine EPSON Colour Shifting Label” on your projector lamp. Real quality and value, only with Epson genuine supplies.



## DANGERS OF NON-GENUINE LAMPS



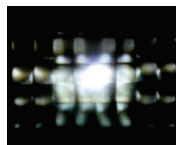
### UNRELIABLE

Counterfeit lamps deteriorate and break much faster than genuine ones.



### UNSAFE

Parts of your Epson projector such as the housing or wires may melt, disconnect, or become damaged when using non-genuine lamps.



### POOR IMAGE QUALITY

Counterfeit lamps may result in inaccurate colour projection, lower brightness levels, as well as flickering images that spoil your viewing experience.



## ESSENTIAL PROJECTORS FOR EFFECTIVE MEETINGS.

Enjoy success and unparalleled performance with Epson business projectors. Fully maximise your office space and experience a variety of connectivity options for your ultimate convenience. Along with long lamp-life and maintenance cycles, potential for saving costs and improving energy efficiency is now made possible for you. Every component is skilfully innovated with attention to detail in mind, including the integrated 3LCD technology that will provide you with stunning colour brightness for quality images.



EB-2247U/2142W/2042



EB-980W/970



EB-W39/X39



Wi-Fi\*



Multi-PC Projection



Horizontal Keystone Adjuster



HDMI



Beyond Full HD Resolution\*



Split Screen



Environmentally Friendly



### IT'S IN THE DETAILS.

3LCD technology that delivers quality projected images and reliable performance.

#### All-in-One Essentials

Enhance your meetings with features such as flexible placement and versatile connectivity.

#### Cost-saving Features

Save time and money with 12,000 hours for lamp-life (in eco-mode) and 20,000 hours\* for air filter maintenance cycle.

#### Stunning Colour Brightness

The high colour light output achieves sharp images and dazzling colours that will enhance every presentation.



\* Applicable for EB-2247U and EB-2142W only, the rest of the models require ELPAP10.

\* Applicable for all models except EB-X39 and EB-W39.

\* Applicable for EB-2247U only.



Enjoy easy mobile presentations with Epson's multimedia projector series. Versatile, user-friendly and equipped with advanced features such as wireless transmission, multi-PC projection and HDMI connection, these projectors deliver smooth and high-contrast presentations whenever and wherever you need.

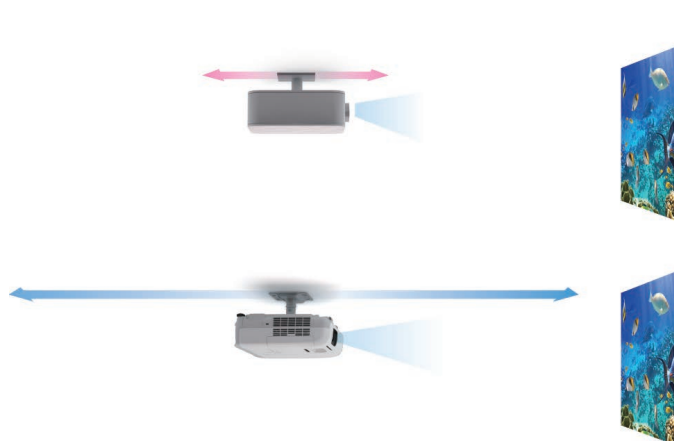


## All-in-one Essentials

### 1.6x Zoom Lens

Enjoy greater placement flexibility with 1.6x zoom lens\*. With wider lens, you can position the projector closer to the screen to free up valuable room and desk space.

#### Narrow zoom ratio



### Multi-PC Projection

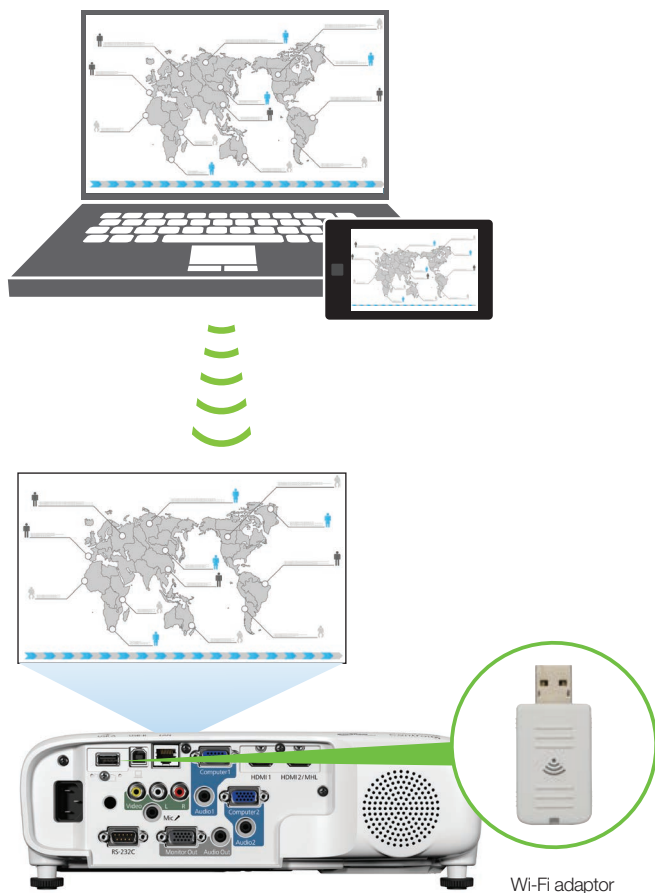
With the control of a host PC, up to 50 terminals can be connected via the multi-PC projection from a single projector. The host PC acts as a moderator, selecting media from up to four terminals to be projected simultaneously. With the moderator function, you can maintain control and prevent tampering with what's projected on screen.



\* Applicable for all models except EB-X39/W39.

## Wireless Transmission

Enjoy enhanced connectivity and flexibility with Wi-Fi connectivity\*. Easily share and transmit images and files from your smart devices using the "Epson iProjection" application for smooth and smart projections. And with an additional attachment piece holding the wireless LAN adaptor in place, your transmissions will never be interrupted.



\* EB-2142W and EB-2247U have built-in Wi-Fi. Wireless LAN adaptor ELPA10 is required for other models.

## High Contrast Ratio

Add brilliance to your presentations. Boasting stunning brightness of up to 4400 lumens and a high contrast ratio of 15000:1, these projectors enable you to project beautiful, well-defined images wherever you are, regardless of ambient light.



## Epson iProjection

The Epson iProjection application enables a wireless connection for projecting images and files from your smart devices. The new "QR Code Reader" function makes this wireless connection even easier by simply reading the QR code that is projected on the screen from your smart devices.



## Miracast Screen Mirroring\*

Use Miracast to mirror your tablet or smart phone screen on the projection\*\*. You can display contents such as documents, photos and videos from your mobile devices simply through a wireless connection to the projector. No more messy cables to worry about.



\* Applicable for EB-2142W and EB-2247U only.

\*\* If the Miracast function is activated, other network features will be disabled.

## Horizontal Keystone Adjuster

Deliver powerful presentations anywhere in the room. With the easy-to-use sliding Horizontal Keystone Adjuster, screen corrections can be done quickly, easily and accurately, even in a limited space.

With automatic vertical keystone detection and adjustment, there is no longer any need for awkward and time-consuming manual image adjustments that interrupt the smooth flow of your presentation delivery. This handy feature automatically detects the projector's vertical keystone distortion and corrects it instantly.




## Quick Corner

With the quick corner feature, you can use the keystone correction and lens shift function simultaneously for maximum projection without having to worry about unintentionally changing the aspect ratio.



Select where to correct



Use arrow keys to correct

## Split Screen

Display images from two different sources side by side on the same screen for a more effective presentation. In video conferences, for example, images of presentation materials and remote participants can be shown simultaneously. What's more with Digital x Digital compatibility, you'll enjoy sharper, more vibrant projections.



## Superior Sound Quality

The built-in 16W speaker\* provides ample sound even in large rooms, removing the need for external speakers to save you valuable time and money.



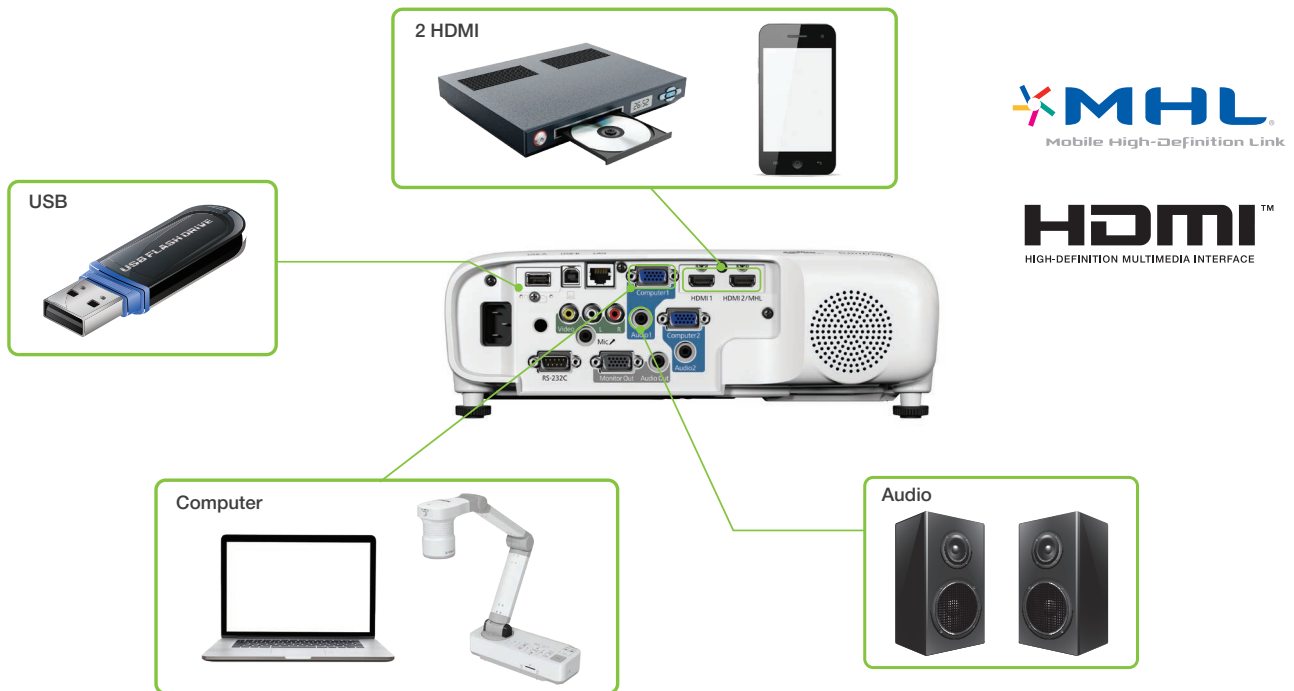
\* Applicable for all models except EB-X39 and EB-W39.



## Wide-ranging Connectivity

Advanced connectivity features mean convenient and hassle-free projections of your presentations. With a wide-ranging interface, you can choose from a variety of connection methods including HDMI, VGA and LAN. In addition, these projectors are equipped with two HDMI ports<sup>^</sup>, one of which is MHL-enabled<sup>\*</sup>, for greater digital compatibility.

Simply connect your MHL-compatible device with the MHL cable to fully enjoy your contents on the big screen. What's more, when connected, you can charge your smart device and operate it using the projector's remote control.

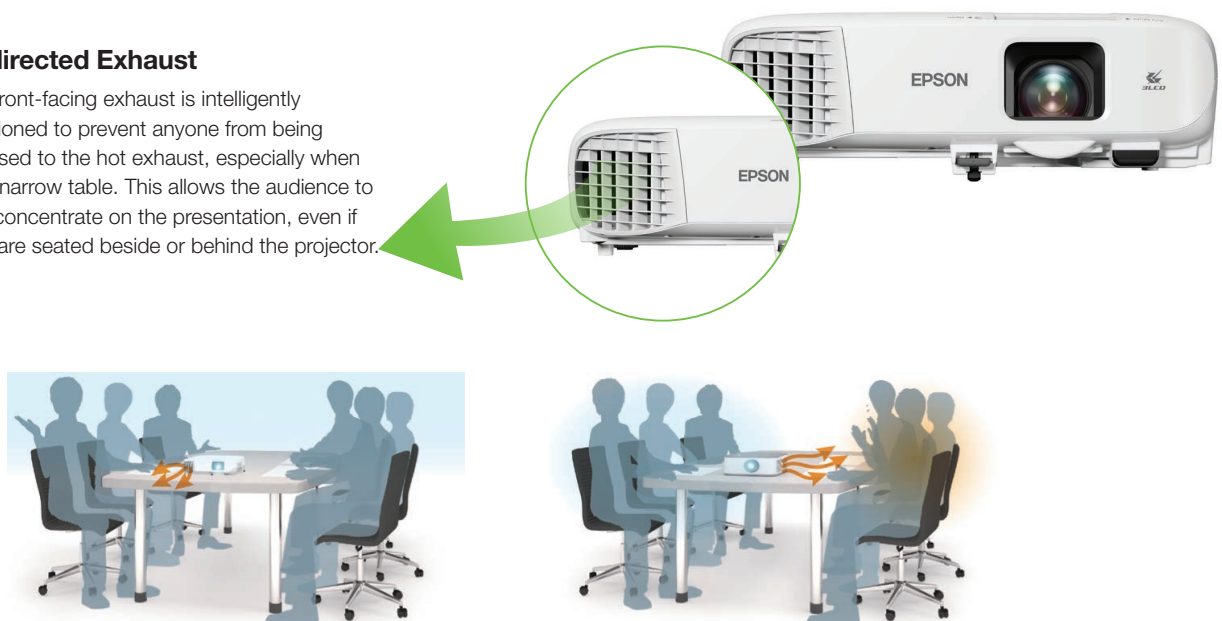


<sup>^</sup> Applicable for all models except EB-X39.

<sup>\*</sup> Applicable for all models except EB-X39 and EB-W39.

## Redirected Exhaust

The front-facing exhaust is intelligently positioned to prevent anyone from being exposed to the hot exhaust, especially when on a narrow table. This allows the audience to fully concentrate on the presentation, even if they are seated beside or behind the projector.

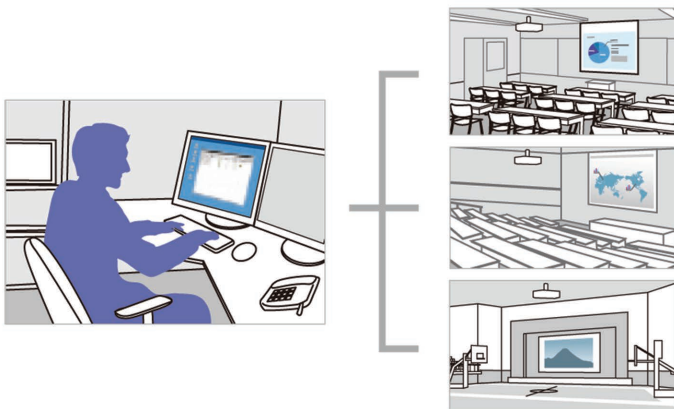


Epson Projectors

Other projectors with side exhaust

## Epson Projector Management

With Epson's network monitoring and control software, you can see from a single PC which projectors are available and whether they are running efficiently – even across the biggest networks. You can configure your projectors and access their serial numbers remotely, as well as receive instant email alerts for pre-defined critical indicators such as non-functioning devices or overheating lamps. Each projector's serial number can also be accessed remotely via LAN/serial connection.



## Home Screen

View and access your most frequently used functions immediately on the home screen. See all source information at a glance, no matter what the source input. With all the information you need right there on the home screen, wireless connections have never been easier.



## Easy-to-replace Lamps

With the lamp cap located on the upper side of the projector, you can change lamps easily even if the projector is installed on the ceiling. Lamps can be replaced quickly without tools and dismantling of the projector from the ceiling mount.



## Auto Power On

With the auto power on function, projection starts automatically once a projection signal is detected via HDMI, VGA and USB cable, providing you with an easy and hassle-free presentation.



## Firmware Updates


Easily update your projector's firmware without having to take it to a service centre. To update, simply insert a USB memory stick with the necessary software. Updates can also be done over LAN network or via a USB-B connection.



## Cost-saving Features

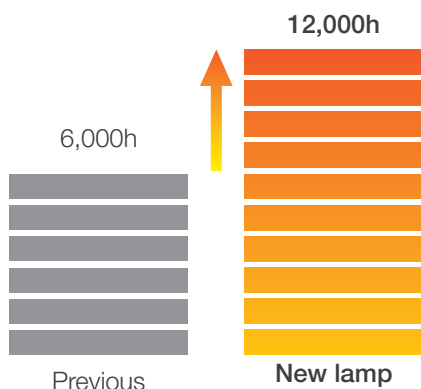
### Light Optimiser

Save energy consumption and do your part for the environment with the new eco-friendly auto-brightness adjustment. The luminance sensor detects the brightness level of the environment and adjusts the projector's brightness automatically, giving you power and cost savings. This function can be turned on/off according to your preference.



### Longer Lamp Life

With a long lamp life of 12,000 hours in eco-mode, the frequency of costly lamp replacements is reduced, saving you time and money.



### Air Filter

With a maintenance cycle of 20,000\* hours in eco-mode, the need for regular maintenance of the air filter is minimised to save you time and money.



ELPAF32 is for EB-X39 and EB-W39



ELPAF54 is for EB-970, EB-980W, EB-2042, EB-2142W and EB-2247U

\* Applicable for all models except EB-X39 and EB-W39.  
Maintenance cycle for EB-X39 and EB-W39 is 12,000 hours.

### Better Products for a Better Future™

For more information on Epson's environmental programmes, visit <http://global.epson.com/SR/environment>.



### Eco Features

- Uses just 0.2W of power in standby mode
- Projector optics employ lead-free lenses
- Unpainted plastic housing reduces the environment impact
- The flame retardants used in the plastic housing do not contain chlorine or bromine

## PARTNERS IN PERFECTION

### Wireless LAN Adaptor ELPAP10



Supports 802.11 b/g/n connection  
Compatible with all Epson wireless-enabled projectors

### Desktop Document Camera ELPDC21



.6kg  
.6 megapixels with 30 fps  
2 x optical zoom  
080p output resolution  
IDMI digital connectivity

### Ink Tank System L405



Ultra-high page yields of 7,500 for colour and 4,500 for black  
Wi-Fi and Wi-Fi Direct connectivity  
Warranty up to 2 years or 30,000 prints, inclusive of printhead



# SEE VIBRANT, REALISTIC COLOURS WITH HIGH COLOUR BRIGHTNESS.



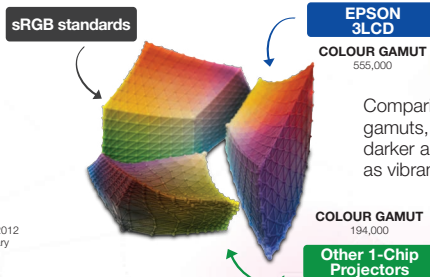
\*Leading Epson business and education projectors vs. leading 1-chip DLP projectors, selected according to NPQ data as of July 2012. Based on U.S. research conducted by Nielsen Research.

See colours like never before. Epson 3LCD projectors deliver brilliant colours that match its white brightness to give you balanced, realistic, and vibrant images. It's no wonder Epson projectors are the people's preferred choice.



## Up to 3X Wider Colour Gamut

Colour gamut refers to the range of colours that can be reproduced by a display device – the wider the gamut, the more realistic it is. Epson 3LCD projectors project three times wider gamut that matches closely to the original standard of a display device (sRGB), as compared to 1-chip projectors.

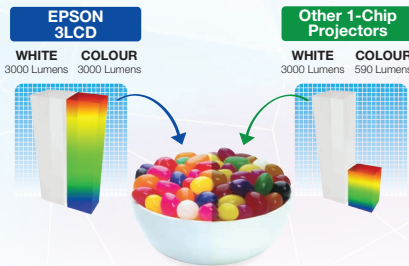


Comparing the yellow corners among the three gamuts, 1-chip projectors have a distinctly darker and smaller set of colours which are not as vibrant as Epson 3LCD projectors.

\*Compared against similarly-priced leading 1-chip DLP® business and education projectors based on NPQ data from July 2011 through June 2012 (available from [www.npq.com](http://www.npq.com)). Colour brightness (colour light output) measured in accordance with IDMS 15.4. Actual colour brightness will vary depending on actual usage conditions. 3LCD® is a registered trademark of Seiko Epson Corporation. DLP® is a registered trademark of Texas Instruments, Inc. and its use here does not imply any affiliation with or endorsement by them.

## Up to 3X Brighter Colours

Epson 3LCD projectors deliver up to three times the colour brightness, effortlessly creating the same colour and white brightness, resulting in faithful images with superior colour balance.



## No Rainbow Effect



With 1-chip projectors, the spinning motion of the sequential colour wheels tend to cause colours to break out into distinct red, green and blue. Called the rainbow effect, this may cause users to suffer headaches with prolonged viewing. Epson projectors do not give out this effect, giving users a comfortable experience.



[www.epson.com.ph/colourbrightness](http://www.epson.com.ph/colourbrightness)

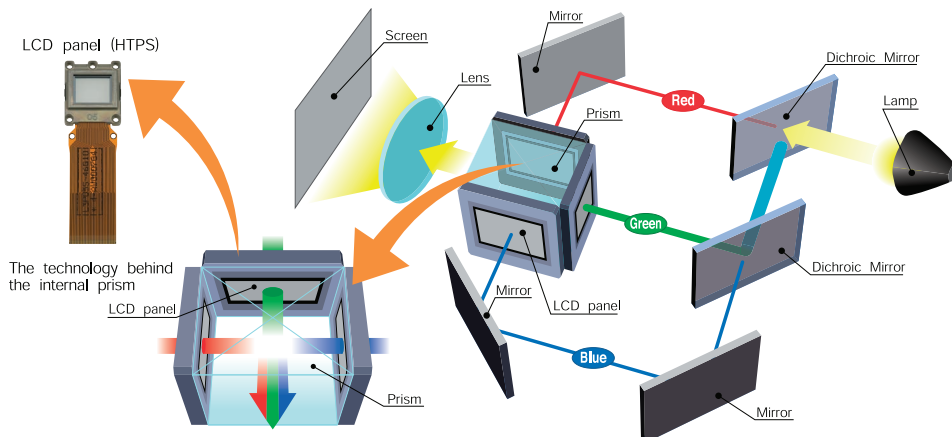
# EPSON 3LCD TECHNOLOGY – FOR BRIGHT, FAITHFUL COLOURS

3LCD projectors offer brighter and more accurate colours as they produce different shades and hues by filtering, then mixing beams of the three primary colours (red, green and blue).

In a 3LCD projector, white light is first split into the three beams of primary colours. Each beam is then filtered through its own LCD that will give each individual pixel of the image its exact brightness for each colour. The colour beams are then perfectly recombined in a prism before being projected out as a complete image.

This compares to projectors using single-chip technology that actually project individual colours sequentially by filtering their single white light beam through a colour wheel, and then relying on human colour perception to combine the colours in the viewers' minds.

As a result, 3LCD projectors also offer greater detail, smoother gradations, no "colour breakup" effect, are easier on viewers' eyes, and consume about 25% less power to achieve the same brightness compared to a single-chip projector using a lamp of the same wattage.



3LCD projector : RGB are projected at the same time, which makes the single composite image easy on the eyes.



- An independent test by projector review media ProjectorCentral.com in 2009 of about 800 projectors found that on average, 3LCD projectors use 25% less power than single-chip projectors.

[www.3lcd.com](http://www.3lcd.com)

# BIGGER PROJECTION. BRIGHTER FUTURE.

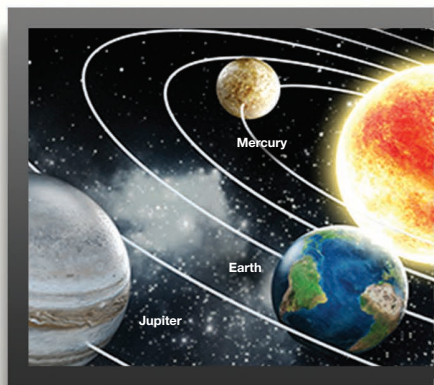
“More than half of the students are unable to read certain contents displayed on a 70" flat panel display.”

- Radius Research.

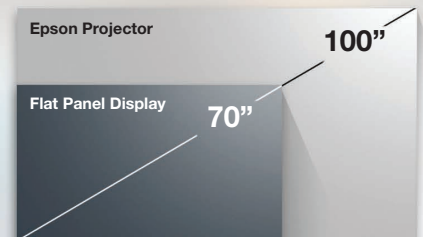


Epson Projector

Flat Panel Display



58% of students from US, 61% from UK, and 57% from Singapore are unable to read contents on a 70-inch flat panel display\*. This is why we've built projectors that depict larger and more immersive pictures, so that you can fully engage your audience and maximise every learning experience with exquisite detail and vibrancy. By not downsizing classroom displays to flat panels—you ensure the brightest minds of our future are not hindered by contents displayed too small and unreadable. Experience the real practical difference today.





MODEL NUMBER		EB-X39		EB-W39		EB-970		EB-980W	
Projection Technology		RGB liquid crystal shutter projection system							
Specifications of Main Parts									
LCD	Size	0.55" (D10)		0.59" (D9)		0.63" (D10)		0.59" (D9)	
Native Resolution	SVGA	XGA		WXGA		XGA		WXGA	
Projection Lens	Type	Optical Zoom (Manual) / Focus (Manual)							
	F-Number	1.49-1.72				1.51-1.99			
	Focal Length	16.9 - 20.28 mm				18.2 - 29.2 mm			
	Zoom Ratio	1-1.2				1-1.6			
	Throw Ratio	1.48 - 1.77 (Wide - Tele)		1.30 - 1.56 (Wide - Tele)		1.38 - 2.24 (Wide - Tele)			
Lamp	Type	210W UHE							
	Life (Normal / Eco) <sup>1</sup>	6,000 hours / 12,000 hours							
Screen Size (Projected Distance)									
Zoom : Wide		30" - 300" [0.89 - 9.12 m]		33" - 320" [0.91 - 9.07 m]		30" - 300" [0.83 - 8.54 m]		29" - 280" [0.85 - 8.45 m]	
Zoom : Tele		30" - 300" [1.07 -10.95 m]		33" - 320" [1.10 - 10.89 m]		30" - 300" [1.36 - 13.86 m]		29" - 280" [1.40 - 13.71 m]	
Standard Size		60" screen 1.8 - 2.17 m		60" screen 1.68 - 2.02 m		60" screen 1.69 - 2.75 m		60" screen 1.79 - 2.92 m	
Brightness <sup>2</sup>									
Colour Light Output (Normal/Eco)		3,500lm / 2,230lm		3,500lm / 2,280lm		4,000lm / 2,500lm		3,800lm / 2,410lm	
White Light Output (Normal)		3,500lm				4,000lm		3,800lm	
Contrast Ratio									
15,000:1									
Colour Mode									
Dynamic, Presentation, Cinema, sRGB, Blackboard									
Internal Speaker(s)									
Sound Output		5W				16W			
Keystone Correction									
Vertical / Horizontal		±30° / ±30°							
Auto Keystone Correction		Yes (Vertical only)							
Horizontal Slide Keystone Correction		Yes							
Quick Corner		Yes							
Connectivity									
Analog RGB Input	D-Sub 15Pin	2 (Blue Molding)							
Analog Input	Composite	RCA x 1 (Yellow)							
Digital Input	HDMI	1 (No MHL support)		2 (No MHL support)		2 (1 with MHL support)			
Analog Output	D-Sub 15Pin	1							
Audio Input	RCA (White/Red)	1							
	Stereo Mini Jack	2							
Audio Output	Stereo Mini Jack	1							
USB Input	USB Type A	1 (For USB Memory, USB Document Camera, Wireless LAN and Firmware Update)							
	USB Type B	1 (For USB Display, Mouse, K/B, Control and Firmware Update)							
Mic I/O	Stereo Mini Jack	N/A				1			
Control I/O	RS-232C	1							
Network	Wired LAN	1							
	Wireless LAN	Optional (using ELPAP10)							
Wireless Specifications									
Supported Speed For Each Mode <sup>3</sup>		IEEE 802.11b (2.4GHz): 11 Mbps, IEEE 802.11g (2.4GHz): 54 Mbps, IEEE 802.11n (2.4GHz): 130 Mbps							
Wireless LAN Security		Quick Mode: WPA2-PSK, Advanced Mode: WPA/WPA2-PSK							
Supported Connection Mode		Infrastructure, Access Point							
Operating Temperature									
5 - 35 °C <41 - 95 °F> ( 0 m / 0 ft to 2,286m / 7,500ft )									
5 - 30 °C <41 - 86 °F> ( over 2,286m / 7,500ft )									
( 20% - 80% humidity, No condensation )									
Operating Altitude									
0 - 3,000 m <0 - 9,843 ft> ( over 1,500m / 4,921ft: with high altitude mode )									
Direct Power On / Off									
Yes									
Start-Up Period									
about 6 seconds, Warm-up Period: 30 seconds									
Cool Down Period									
Instant Off									
Power Supply Voltage									
100 - 240 V AC ±10%, 50/60 Hz									
Power Consumption (220 - 240V)									
Lamp On (Normal / Eco)		309W / 227W							
Standby (Network On/Off)		2.0W / 0.2W							
Dimension Excluding Feet (D X W X H)						282 x 309 x 90 mm			
Weight		Approx. 2.7kg				Approx. 3.0kg		Approx. 3.1kg	
Fan Noise (Normal / Eco)		37dB / 28dB							

<sup>11</sup> Lamp life will vary depending upon mode selected, environmental conditions and usage. Lamp brightness decreases over time.

<sup>2</sup> Colour brightness (colour light output) and white brightness (white light output) will vary depending on usage conditions. Colour light output measured in accordance with IDMS 15:4; white light output measured in accordance with ISO 21118.

<sup>3</sup> Maximum speed and range is achievable when used with same enhanced mode technology. Actual data rates, features and performance may vary depending on your computer system, the environment and other factors.

#### Supplied Accessories

Power Cable: 1.8m  
Computer Cable (VGA Cable): 1.8m  
Remote Control: Yes, with Alkaline AA Battery  
Soft Carrying Case  
Cover for ELPAP10

#### Optional Accessories

Spare Lamp: ELPLP96  
Air Filter: ELPAF32 (EB-X39/EB-W39)  
ELPAF54 (EB-970/EB-980W)  
Wireless LAN Adaptor: ELPAP10  
Ceiling Mount (White Colour): ELPMB23

EB-X39



EB-W39



EB-970 / EB-980W



©2017 Epson Singapore Pte Ltd. All Rights Reserved. Reproduction in part or in whole, without the written permission from Epson, is strictly prohibited.

EPSON and EXCEED YOUR VISION are registered trademarks of Seiko Epson Corporation.

All other product names and other company names used herein are for identification purposes only and are the trademarks or registered trademarks of their respective owners.

Epson disclaims any and all rights in those marks. Projected images shown herein are simulations. The actual product design and contents may vary. Specifications are subject to change without notice and may vary between countries. Please check with local Epson offices for more information.

Apple, iPad and iPhone are trademarks of Apple Inc., registered in the U.S. and other countries. App Store is a service mark of Apple Inc. Android is a trademark of Google Inc.

Information correct as at November 2017



EpsonPhilippines



@EpsonPH



@EpsonPH



EpsonSoutheastAsia



Epson Southeast Asia

**www.epson.com.ph/projectors**



MODEL NUMBER		EB-2042		EB-2142W		EB-2247U	
Projection Technology		RGB liquid crystal shutter projection system					
Specifications of Main Parts							
LCD	Size	0.63" (D10)		0.59" (D9)		0.67" (D10)	
	Native Resolution	XGA		WXGA		WUXGA	
Projection Lens	Type	Optical Zoom (Manual) / Focus (Manual)					
	F-Number	1.51 - 1.99				1.50 - 1.90	
	Focal Length	18.2 - 29.2 mm				20.3 - 32.5 mm	
	Zoom Ratio	1 - 1.6					
	Throw Ratio	1.38 - 2.24 (Wide - Tele)				1.39 - 2.23 (Wide - Tele)	
Lamp	Type	230W UHE					
	Life (Normal / Eco) <sup>1</sup>	5,500 hours / 12,000 hours					
Screen Size (Projected Distance)							
Zoom : Wide		30" - 300" [0.83 - 8.54 m]		29" - 280" [0.85 - 8.45 m]		30" - 300" [0.88 - 9.08 m]	
Zoom : Tele		30" - 300" [1.36 - 13.86 m]		29" - 280" [1.40 - 13.71 m]		30" - 300" [1.43 - 14.57 m]	
Standard Size		60" screen 1.69 - 2.75 m		60" screen 1.79 - 2.92 m		60" screen 1.79 - 2.89 m	
Brightness <sup>2</sup>							
Colour Light Output (Normal / Eco)		4,400lm / 2,490lm		4,200lm / 2,400lm		4,200lm / 2,410lm	
White Light Output		4,400lm		4,200lm			
Contrast Ratio							
15,000:1							
Colour Mode							
Dynamic, Presentation, Cinema, sRGB, Blackboard							
Internal Speaker(s)							
Sound Output		16W					
Keystone Correction							
Vertical / Horizontal		±30° / ±30°					
Auto Keystone Correction		Yes (Vertical only)					
Horizontal Slide Keystone Correction		Yes					
Quick Corner		Yes					
Connectivity							
Analog RGB Input	D-Sub 15Pin	2 (Blue Molding)					
Analog Input	Composite	RCA x 1 (Yellow)					
Digital Input	HDMI	2 (1 with MHL support)					
Analog Output	D-Sub 15Pin	1					
Audio Input	RCA (White/Red)	1					
	Stereo Mini Jack	2					
Audio Output	Stereo Mini Jack	1					
USB Input	USB Type A	1 (For USB Memory, USB Document Camera, Wireless LAN and Firmware Update)		1 (For USB Memory, USB Document Camera and Firmware Update)			
USB Type B		1 (For USB Display, Mouse, K/B, Control and Firmware Update)					
Mic I/O	Stereo Mini Jack	1					
Control I/O	RS-232C	1					
Network	Wired LAN	1					
	Wireless LAN	Optional (using ELPAP10)		Built-in			
Wireless Specifications (Miracast)							
Supported Speed For Each Mode		N/A		IEEE 802.11g (2.4GHz): 54 Mbps, IEEE 802.11n (2.4GHz): 130.0 Mbps, IEEE 802.11a (5GHz): 54 Mbps, IEEE 802.11n (5GHz): 270.0 Mbps, IEEE 802.11ac (5GHz): 780Mbps			
Wireless LAN Security		N/A		WPA2-PSK(AES)			
Supported Connection Mode		N/A		Wi-Fi Direct			
Wireless Specifications							
Supported Speed For Each Mode <sup>3</sup>		IEEE 802.11b (2.4GHz): 11Mbps IEEE 802.11g (2.4GHz): 54 Mbps IEEE 802.11n (2.4GHz): 130Mbps		IEEE 802.11b (2.4GHz): 11 Mbps, IEEE 802.11g (2.4GHz): 54 Mbps, IEEE 802.11n (2.4GHz): 65.0 Mbps, IEEE 802.11a (5GHz): 54 Mbps, IEEE 802.11n (5GHz): 65.0 Mbps			
Wireless LAN Security		Quick Mode: WPA2-PSK Advanced Mode: WPA/WPA2-PSK		Quick Mode: WPA2-PSK, Advanced Mode: WPA/WPA2-PSK, WPA/WPA2-EAP, Supported EAP type: PEAP, PEAP-TLS, EAP-TLS, EAP-Fast, LEAP			
Supported Connection Mode		Infrastructure, Access Point					
Operating Temperature							
5 - 35 °C <41 - 95 °F> ( 0 m / 0 ft to 2,286m / 7,500ft ) 5 - 30 °C <41 - 86 °F> ( over 2,286m / 7,500ft ) ( 20% - 80% humidity, No condensation )							
Operating Altitude							
0 - 3,000 m <0 - 9,843 ft> ( over 1,500m / 4,921ft: with high altitude mode)							
Direct Power On / Off							
Yes							
Start-Up Period							
about 6 seconds, Warm-up Period: 30 seconds							
Cool Down Period							
Instant Off							
Power Supply Voltage							
100 - 240 V AC ±10%, 50/60 Hz							
Power Consumption (220 - 240V)							
Lamp On (Normal / Eco)		331W / 227W					
Standby (Network On/Off)		2.0W / 0.2W					
Dimension Excluding Feet (D X W X H)							
282 x 309 x 90 mm							
Weight							
Approx. 3.0kg		Approx. 3.1kg		Approx. 3.2kg			
Fan Noise (Normal / Eco)							
37dB / 28dB							


#### Supplied Accessories

Power Cable: 1.8m  
Computer Cable (VGA Cable): 1.8m  
Remote Control: Yes, with Alkaline AA Battery  
Soft Carrying Case  
Cover for ELPAP10 (EB-2042)

#### Optional Accessories

Spare Lamp: ELPLP96  
Air Filter: ELPAF54  
Wireless LAN Adaptor: ELPAP10 (EB-2042)  
Ceiling Mount (White Colour): ELPMB23

EB-2042 / EB-2142W / EB-2247U



©2017 Epson Singapore Pte Ltd. All Rights Reserved. Reproduction in part or in whole, without the written permission from Epson, is strictly prohibited.

EPSON and EXCEED YOUR VISION are registered trademarks of Seiko Epson Corporation.

All other product names and other company names used herein are for identification purposes only and are the trademarks or registered trademarks of their respective owners.

Epson disclaims any and all rights in those marks. Projected images shown herein are simulations. The actual product design and contents may vary. Specifications are subject to change without notice and may vary between countries. Please check with local Epson offices for more information.

Apple, iPad and iPhone are trademarks of Apple Inc., registered in the U.S. and other countries. App Store is a service mark of Apple Inc.

Android is a trademark of Google Inc.

Information correct as at November 2017

<sup>1</sup> Lamp life will vary depending upon mode selected, environmental conditions and usage. Lamp brightness decreases over time.

<sup>2</sup> Colour brightness (colour light output) and white brightness (white light output) will vary depending on usage conditions. Colour light output measured in accordance with IDMS 15:4; white light output measured in accordance with ISO 21118.

<sup>3</sup> Maximum speed and range is achievable when used with same enhanced mode technology. Actual data rates, features and performance may vary depending on your computer system, the environment and other factors.



EpsonPhilippines



@EpsonPH



@EpsonPH



EpsonSoutheastAsia



Epson Southeast Asia

**www.epson.com.ph/projectors**